[EN] Product manual
[DE] Benutzerhandbuch
[FR] Manuel de l'utilisateur
[ES] Manual de instrucciones
[IT] Manuale d'uso

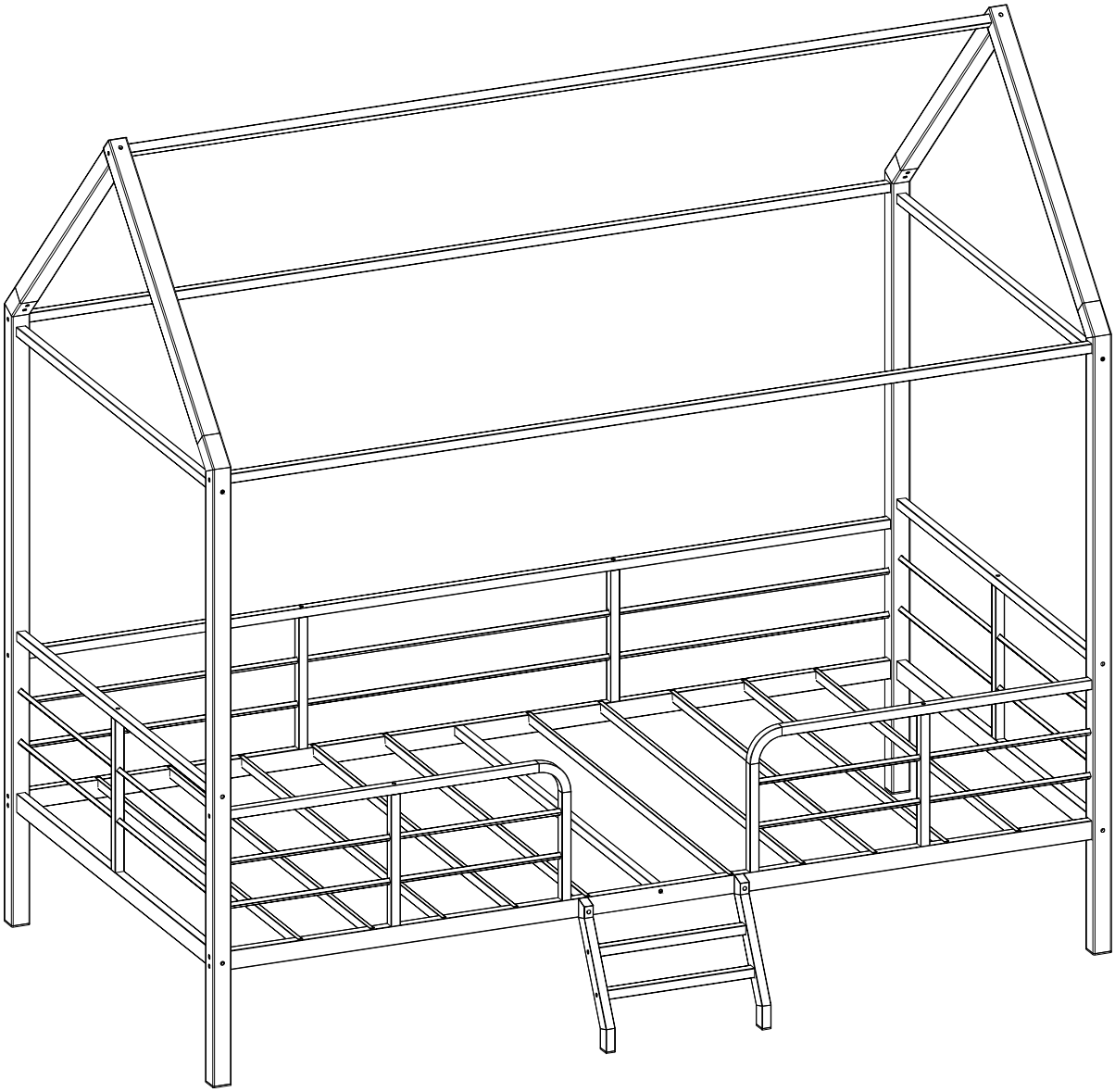

DE

Allgemeine Leitlinien

- Bitte lesen Sie die folgenden Anweisungen sorgfältig durch und verwenden Sie das Produkt entsprechend
- Bitte bewahren Sie dieses Handbuch auf und geben Sie es bei der Weitergabe des Produkts weiter.
- Diese Zusammenfassung kann nicht alle Varianten und die in Betracht gezogenen Schritte in allen Einzelheiten aufzeigen. Bitte kontaktieren Sie uns, wenn Sie weitere Informationen und Hilfe benötigen.

Notizen

- Dieses produkt ist nur für den ausschließlichen gebrauch. Das produkt muß nach der beschreibung zusammengebaut und verwendet werden. Eine schädigung der person und/Oder eine beschädigung des produkts können eintreten, wenn das produkt nicht zum erwarteten zweck genutzt und/Oder vom ursprünglichen design verändert/verändert wird.
- Der Verkäufer übernimmt keine Verantwortung oder Haftung für Verletzungen/Schäden, die durch unsachgemäßen Zusammenbau oder
- unsachgemäßen Gebrauch verursacht werden.
- Hinterlassen sie keine heißen objekte auf der oberfläche.
- Wenn die verpackung entfernt wird und mängel Oder mängel festgestellt werden, hören sie bitte sofort auf, zusammenzubauen und uns zu kontaktieren.
- Bauen sie die produkte bitte auf einer geräuberen oberfläche zusammen. Vermeiden sie, dass ausgeschniffene produkte unbeschädigt auf den boden gelegt werden.
- Trage beim zusammenziehen und/Oder zerlegen handschuhe, um einen scharfen rand zu vermeiden.
- Bitte die seriennummer der komponenten in der anleitung anpassen.
- Wenn ein ersatzteil nicht passt, überprüfen sie die in diesem handbuch beschriebenen regeln.
- Bei einem speziellen bau werden zunächst alle schrauben angebracht, damit die schrauben gespannt sind.
- Die verwendung des geräts wird regelmäßig nach schraube kontrolliert. Gegebenenfalls strafft, um die strukturelle integrität zu gewährleisten.
- Vermeiden sie scharfes objekte und ätzende stoffe.
- Verwenden sie das gerät immer auf ebenem und festem boden.

Warnung

- Bei der montage jedes einzelne element so einsetzen, dass es für kinder unerreichbar ist. Wenn sie einsteigen, könnte sie tödlich sein.
- Vermeiden sie säuglinge und kinder mit allen bestandteilen (film, plastiktüten, schaum usw.) und der verpackung (film -, plastik -, kunststofffolie usw.).
- Artikel mit spitzen gegenständen und ätzenden eigenschaften, die vermeiden, dass sie beschädigt Oder beschädigt werden.

EN

General Guidelines

- Please read the following instructions carefully and use the product accordingly
- Please keep this manual and hand it over when you transfer the product.
- This summary may not indude every detail of all variations and considered steps. Please contact us when further information and help are needed.

Notes

- The product is intended for indoor use only. The product must be assembled and used in accordance with the provisions of the manual. Personal injury and/or damage to product may occur if it used outside of its intended purposes and/or if it has been changed/modifed from its original design.
- The seller does not assume any responsibility or liability for any injury/damage caused by incorrect assembly or improper use.
- Keep the product away from fire sources and high temperatures.
- Do not place any hot objects on the surface of the product.
- If there are any defective or missing parts after unpacking, please cease assembly immediately and contact us.
- Please assemble the item on a spacious suface and do not place the unwrapped product directly on the ground to avoid product damage.
- Please wear gloves during the assembly and/or disassembly process to avoid scratches from any sharp edges.
- Please match the corresponding part and fitting based on the part number in the manual.
- If the part does not match with the fitting, please check the piece as specified in this manual.
- During assembly, first loosely align all screws with the corresponding pre-drilled holes and then tighten the screws one by one.
- Periodically inspect screw tightness while the product is in use. if necessary, retighten to ensure structural integrity.
- Please keep the product away from sharp, pointed objects and corrosive substances to prevent product damage.
- Please place this item on level, solid ground during use.

Warnings

- During assembly, keep all small parts out of the reach of children. it may be fatal if swallowed or inhaled.
- To avoid the potential dangers of suffocation, please keep all parts and packaging (fim, plastic bags, foam, etc.) away from babies and children.
- Keep sharp objects and corrosive items away from the prduct to avoid any damage or injury.

FR

Lignes directrices générales

- Lisez attentivement les instructions suivantes et utilisez le produit en conséquence.
- Gardez le manuel prêt pour le transfert.
- Le résumé peut ne pas inclure toutes les modifications ou les phases à l'étude. Pour de plus amples informations et de l'aide, veuillez contacter:

Notes

- Le produit est réservé à un usage personnel. Les produits doivent être assemblés et utilisés conformément au mode d'emploi. Des dommages corporels et/ou des dommages au produit peuvent survenir si le produit n'a pas été utilisé aux fins prévues et/ou a été modifié/modifié par la conception originale.
- Le vendeur n'est pas responsable des blessures ou des dommages causés par un montage incorrect ou une mauvaise utilisation.
- Tenir à l'écart du feu et de la chaleur.
- Orienter pour éviter de laisser des objets chauds à la surface.
- Si l'emballage est enlevé et qu'il y a des défauts ou des défauts, arrêtez immédiatement l'assemblage et contactez-nous.
- Opt veuillez assembler le produit sur une surface propre. Évitez de mettre les produits non coupés sur le sol intacts.
- Peler et/ou enlever les gants pour éviter les arêtes tranchantes.
- Changez le numéro de série de la pièce dans le manuel.
- Vérifiez les règles décrites dans ce manuel si les pièces remplacées ne conviennent pas.
- Vissez les vis pour les visser.
- Vissez régulièrement pour vérifier l'utilisation de l'appareil. Le cas échéant, l'armature est nécessaire pour assurer l'intégrité structurale.
- Renforcer pour éviter les objets pointus et les substances corrosives.
- L'essai doit être effectué sur une surface plane et dure.

Avertissement

- Pendant le montage, gardez toutes les petites pièces hors de portée des enfants. elles peuvent être mortelles si elles sont avalées ou inhalées.Afin d'
- éviter les risques potentiels de suffocation, veuillez tenir toutes les pièces et l'emballage (film, sacs en plastique, mousse, etc.) hors de portée des bébés et des enfants.
- Tenir les objets tranchants et corrosifs à l'écart du produit afin d'éviter tout dommage ou blessure.

IT

Linee guida generali

- Leggere attentamente le istruzioni che seguono e utilizzare il prodotto di conseguenza.
- Tenere il manuale pronto per il trasferimento.
- Questa sintesi potrebbe non includere tutti i dettagli di tutti i cambiamenti e le fasi da considerare. Per ulteriori informazioni e assistenza, contattateci.

Appunti

- Il prodotto è destinato esclusivamente ad uso personale. I prodotti devono essere assemblati e utilizzati conformemente alle istruzioni per l'uso. Possono verificarsi danni alle persone e/o danni al prodotto se il prodotto non è stato utilizzato per lo scopo previsto e/o se è stato modificato/modificato dal progetto originario.
- Il venditore non è responsabile di eventuali lesioni o danni causati da un montaggio errato o da un uso improprio.
- Tenere lontano dal fuoco e dal calore.
- Sterzare per non lasciare oggetti caldi sulla superficie.
- Se l'imballaggio viene smontato e si riscontrano difetti o difetti, interrompere immediatamente il montaggio e mettersi in contatto con noi.
- Per favore assemblare il prodotto su una superficie pulita. Evitare di mettere i prodotti non tagliati sul pavimento intatti.
- Sterzare e/o togliere guanti per evitare che i bordi siano affilati.
- Cambiare il numero di serie del pezzo nel manuale.
- Verificare le regole descritte in questo manuale se le parti sostituite non sono adatte.
- Avvitare le viti per avvitarle.
- Avvitare regolarmente per verificare l'uso dell'apparecchio. Se necessario, il rafforzamento è necessario per garantire l'integrità strutturale.
- Sterzare per evitare oggetti appuntiti e sostanze corrosive.
- La prova deve essere effettuata su una superficie piana e dura.

Avvertimento

- Utilizzare ogni singolo elemento nel processo di assemblaggio, in modo che i bambini non possano accedervi. Potrebbe essere fatale se entrassero.
- Evitare che i bambini e i bambini entrino in contatto con tutti i materiali (pellicola, borsa di plastica, schiuma, ecc.) e con gli imballaggi (pellicola, plastica, pellicola di plastica, ecc.).
- Oggetti appuntiti e corrosivi da evitare di essere danneggiati o danneggiati.

Criterios generales

- Lea las siguientes instrucciones cuidadosamente y utilice el producto en consecuencia.
- Tener el manual listo para la transferencia.
- Es posible que este resumen no incluya todos los detalles de todos los cambios y pasos a tener en cuenta. Para más información y ayuda, póngase en contacto con nosotros.

Instrucciones

- Este producto es solo para uso personal. El producto debe ser montado y utilizado de acuerdo con las instrucciones. Lesiones personales y/o daños al producto pueden ocurrir si el producto no se utiliza para el propósito previsto y/o ha sido modificado/modificado por el diseño original.
- El vendedor no se hace responsable de las lesiones o daños causados por un montaje incorrecto o un uso inadecuado.
- Mantener alejado del fuego y el calor.
- Posicionamiento para evitar dejar objetos calientes en la superficie.
- Si el paquete se retira y es defectuoso o defectuoso, detenga el montaje de inmediato y póngase en contacto con nosotros.
- Opción de ensamblar el producto en una superficie limpia. Evite dejar productos sin cortar en el suelo intactos.
- Pelar y/o quitarse los guantes para evitar los bordes afilados.
- Cambiar el número de serie de la pieza en el manual.
- Si la pieza de repuesto no es adecuada, revise las reglas descritas en este manual.
- Fijación de tornillos con tornillos.
- Compruebe regularmente el uso del equipo. Cuando proceda, se requiere un marco para garantizar la integridad estructural.
- Reforzado para evitar objetos puntiagudos y sustancias corrosivas.
- La prueba debe realizarse en una superficie dura y plana.

Advertencia

- Utilice cada elemento individual durante el montaje para que los niños no puedan acceder a ellos. Si entran, pueden ser mortales.
- Evitar el contacto de bebés y bebés con todos los materiales (cortex, bolsas de plástico, caucho, etc.) y materiales de embalaje (cortex, plástico, plástico, etc.).
- ● piezas punzantes y corrosivas para evitar ser dañadas o dañadas.

Part list

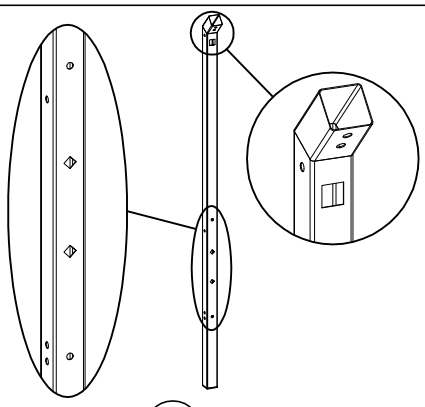

1 X2

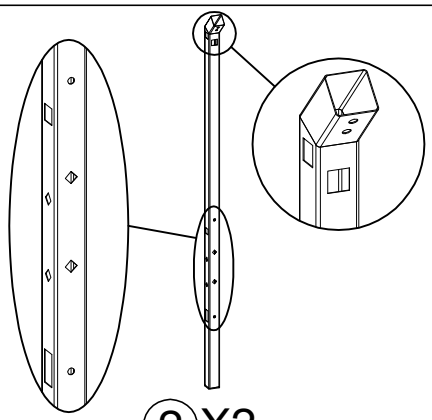

2 X2

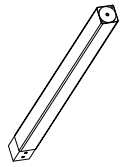

3 X2

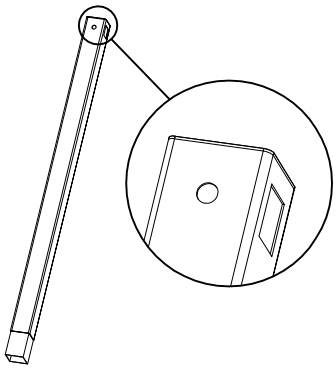

4 X1

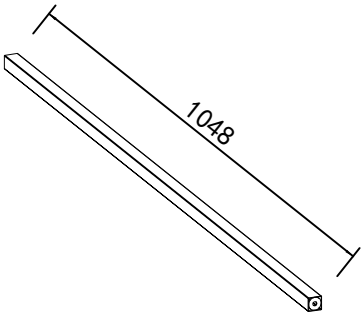

5 X2

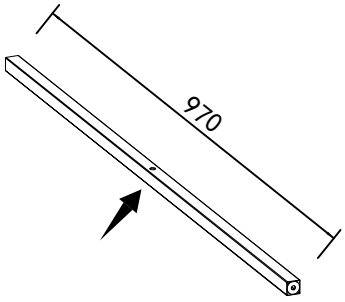

6 X2

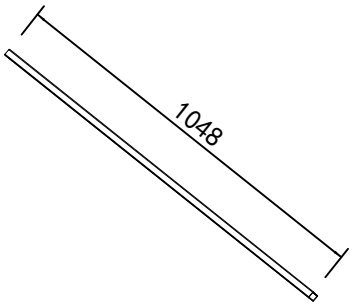

7 X4

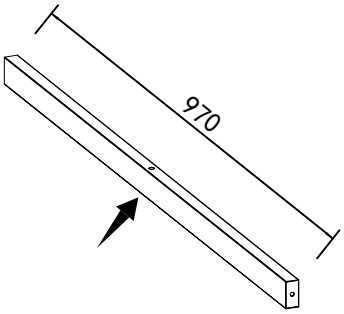

8 X2

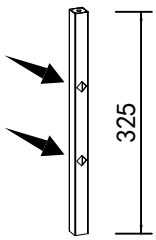

9 X2

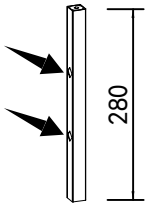

10 X4

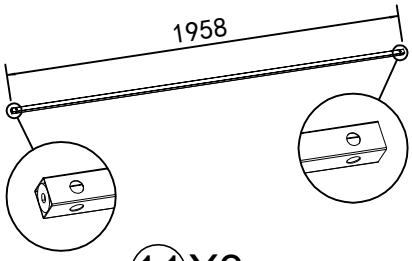

11 X3

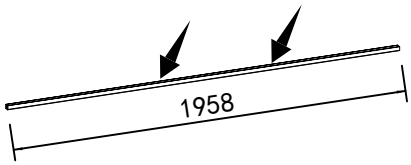

12 X1

Part list

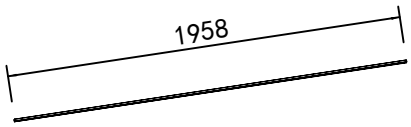

13X2

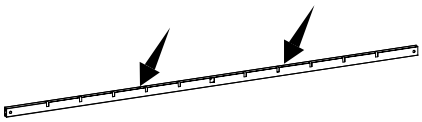

14X1

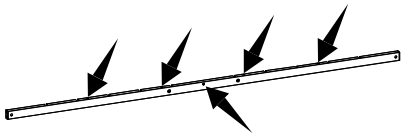

15X1

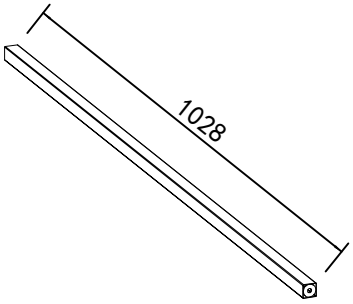

16X1

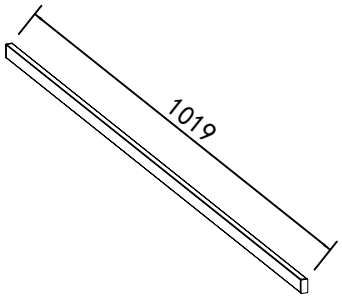

17X10

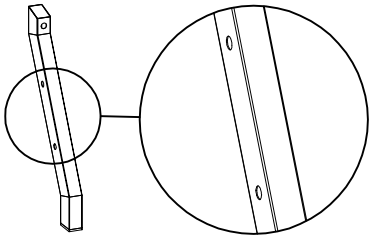

18X1

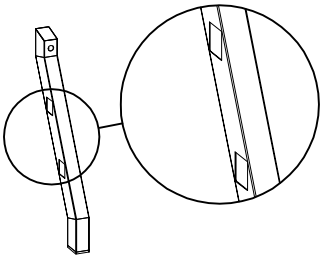

19X1

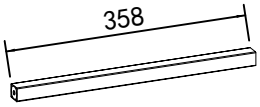

20X2

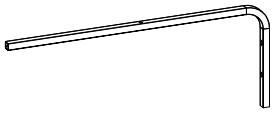

21X2

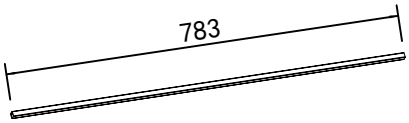

22X4

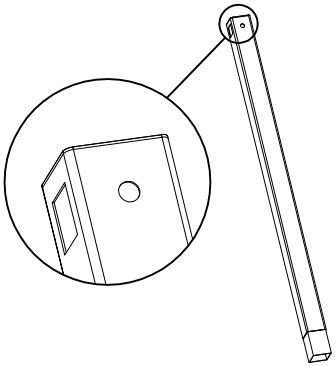

23X1

Hardware list

S4 Ⓐ X1	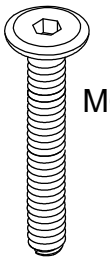 M6X60mm Ⓑ X18+2	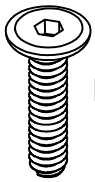 M6X40mm Ⓒ X16+1	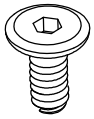 M6X12mm Ⓓ X28+2
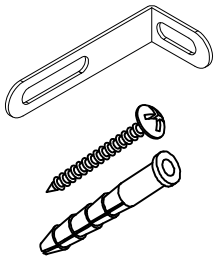 Ⓔ X2			

Requires



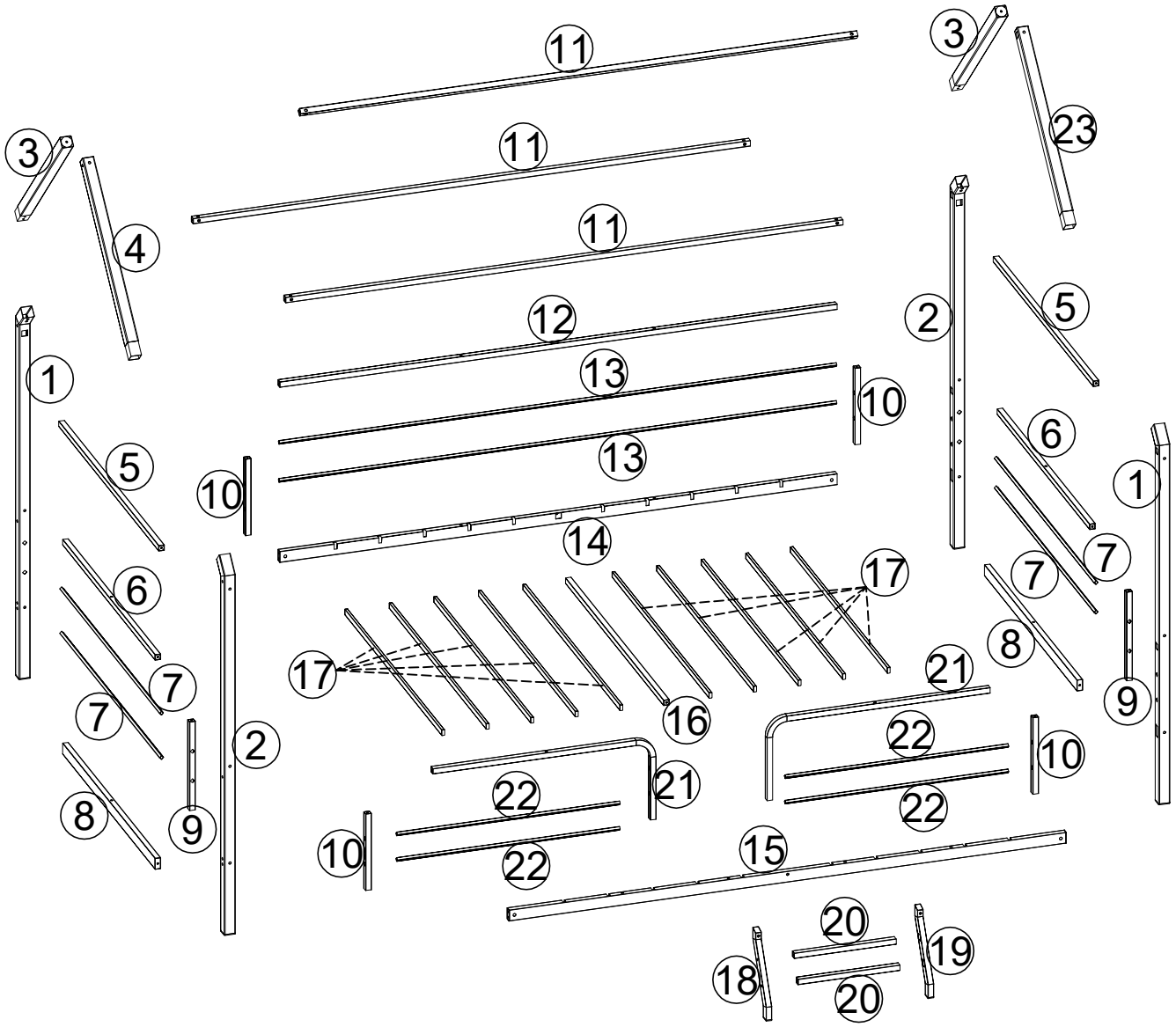
11
3
23
11
3
4
11
2
5
12
1
13
10
6
5
13
1
10
14
7
17
7
6
8
17
21
9
7
16
2
22
10
21
22
8
9
22
10
22
15
20
19
18
20

1

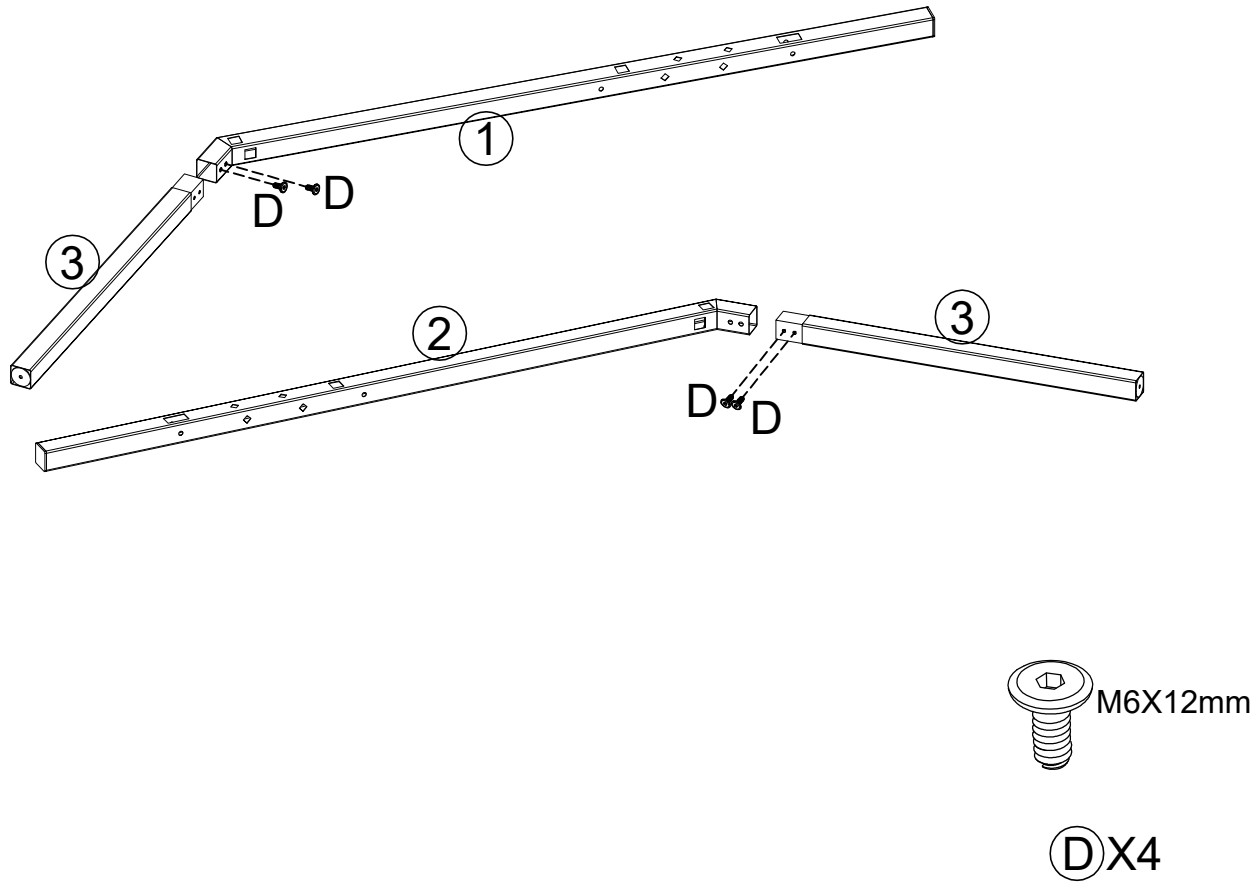

2

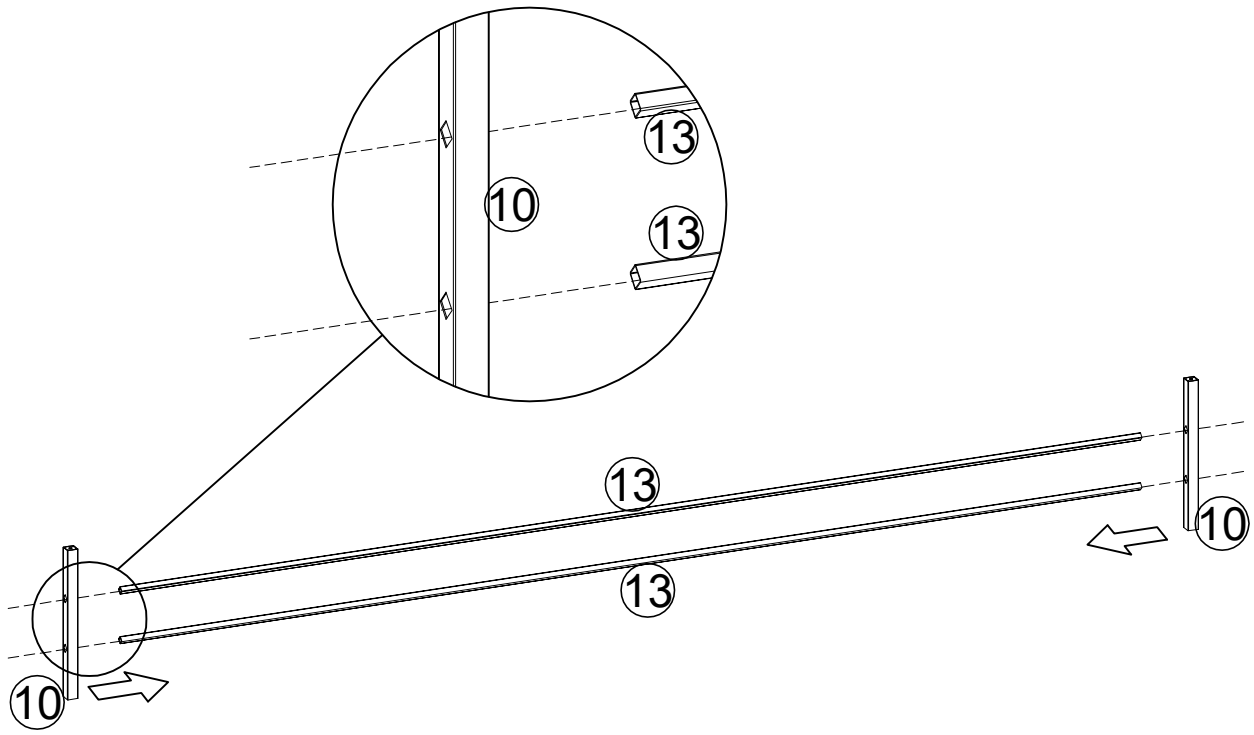

3

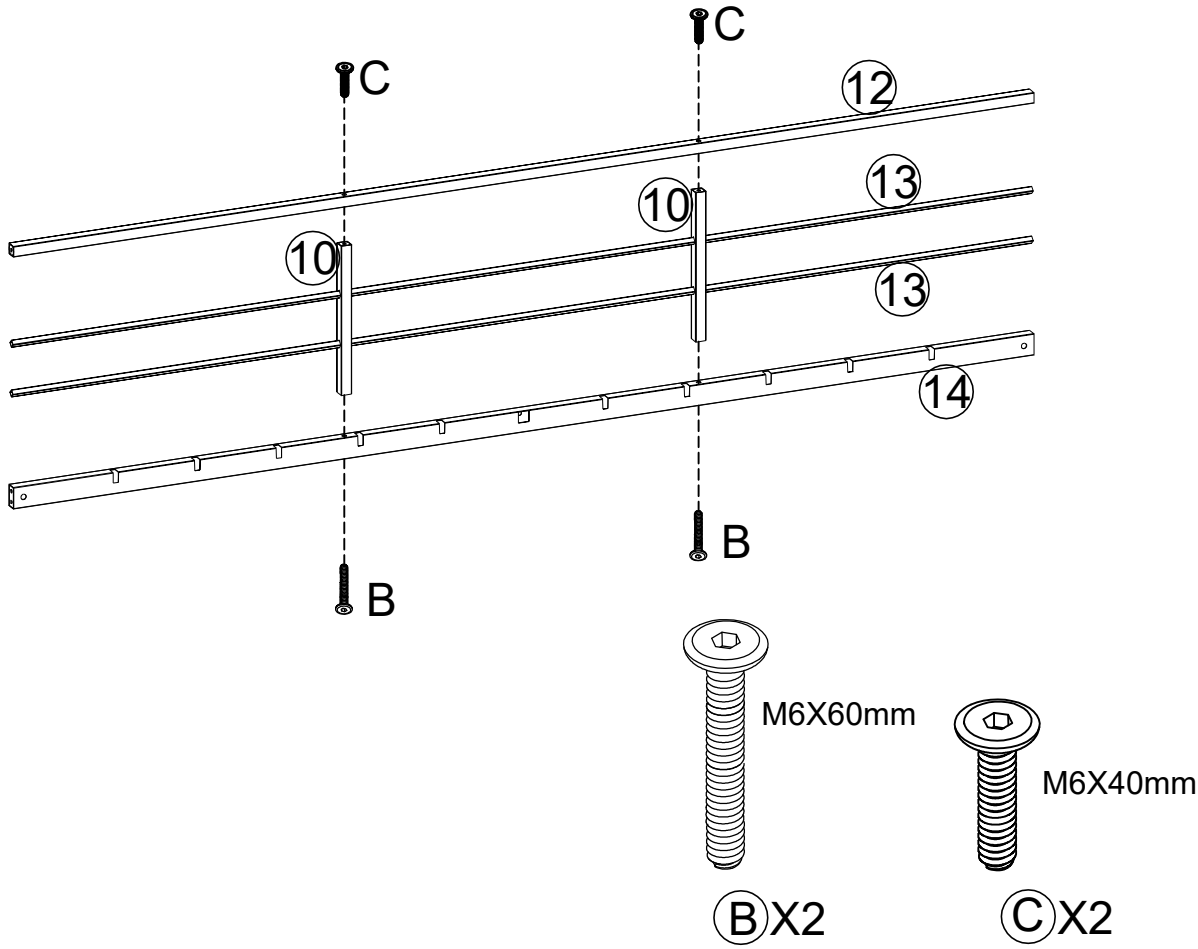
C
C
12
13
10
10
13
14
B
B
M6X60mm
M6X40mm
B X2
C X2

4

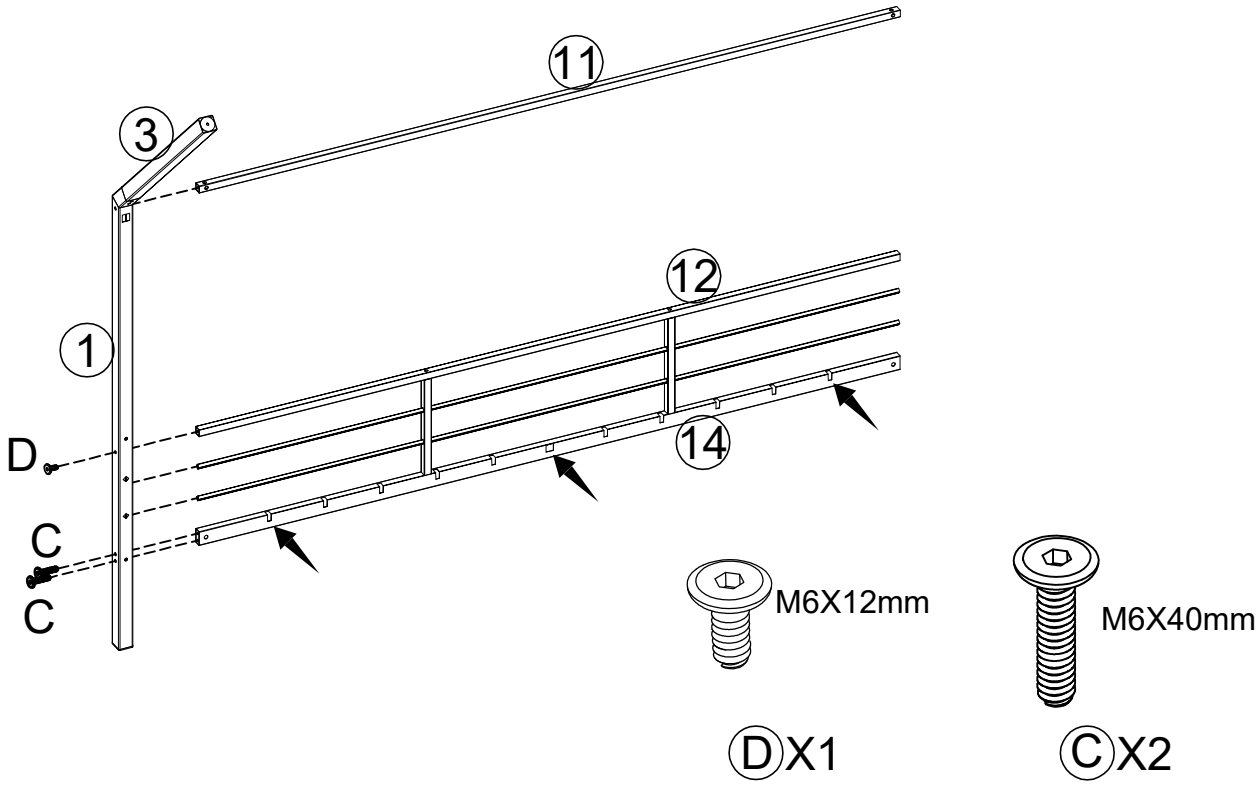
11
3
12
1
D
14
C
C
M6X12mm
M6X40mm
D X1
C X2

5

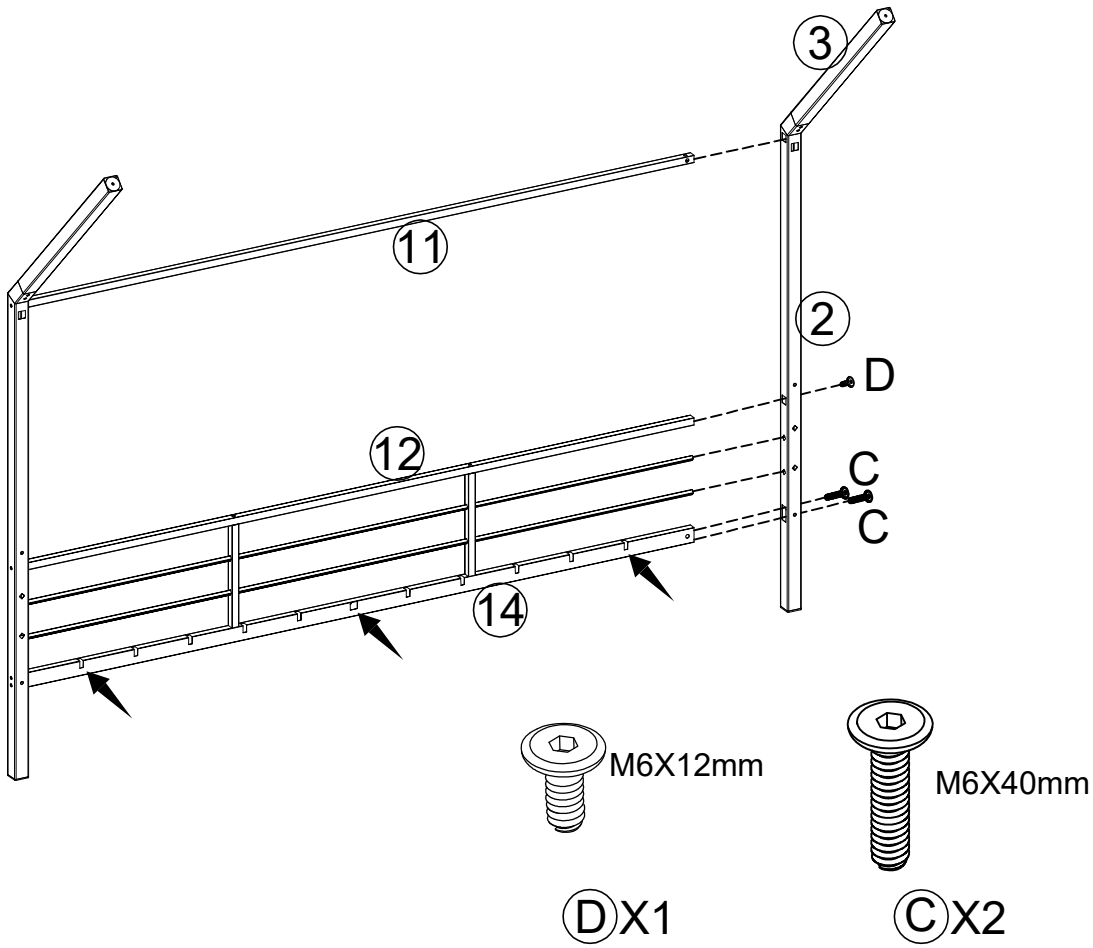
3
11
2
D
12
C
C
14
M6X12mm
M6X40mm
DX1
CX2

6

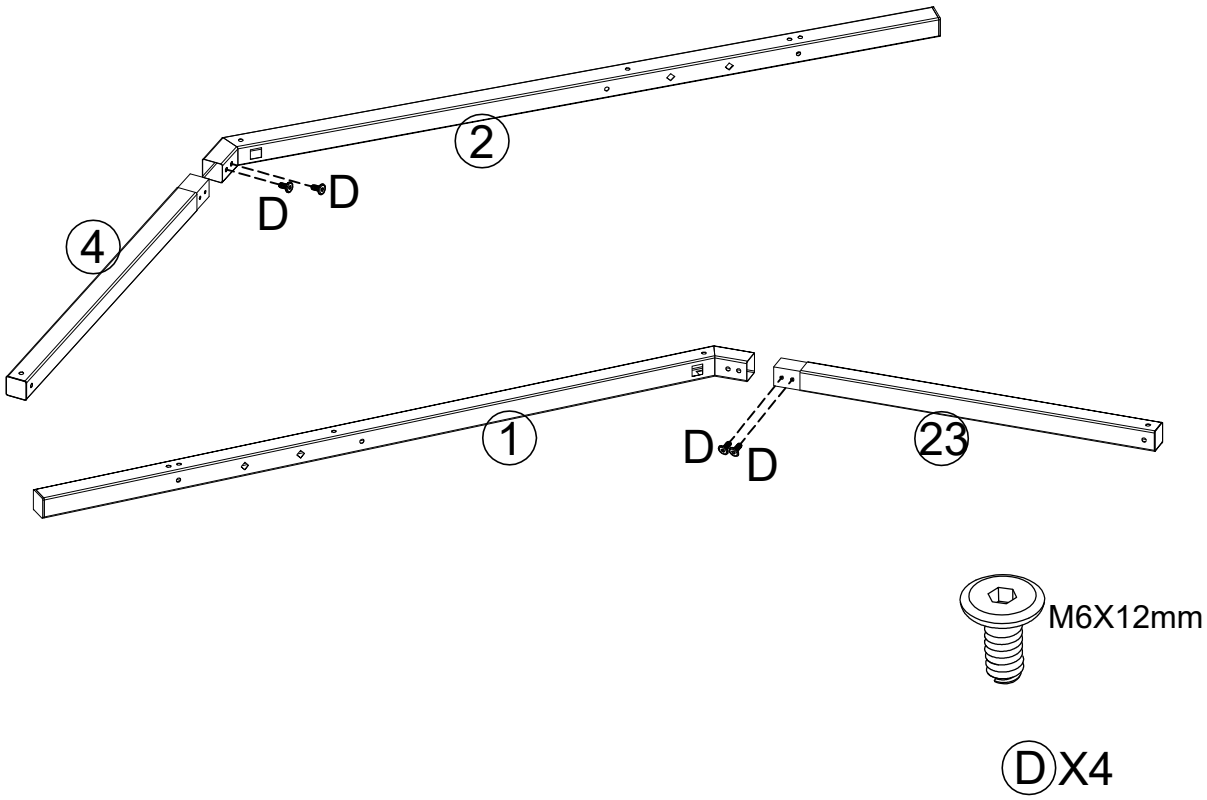
2
D
D
4
1
D
D
23
M6X12mm
DX4

7

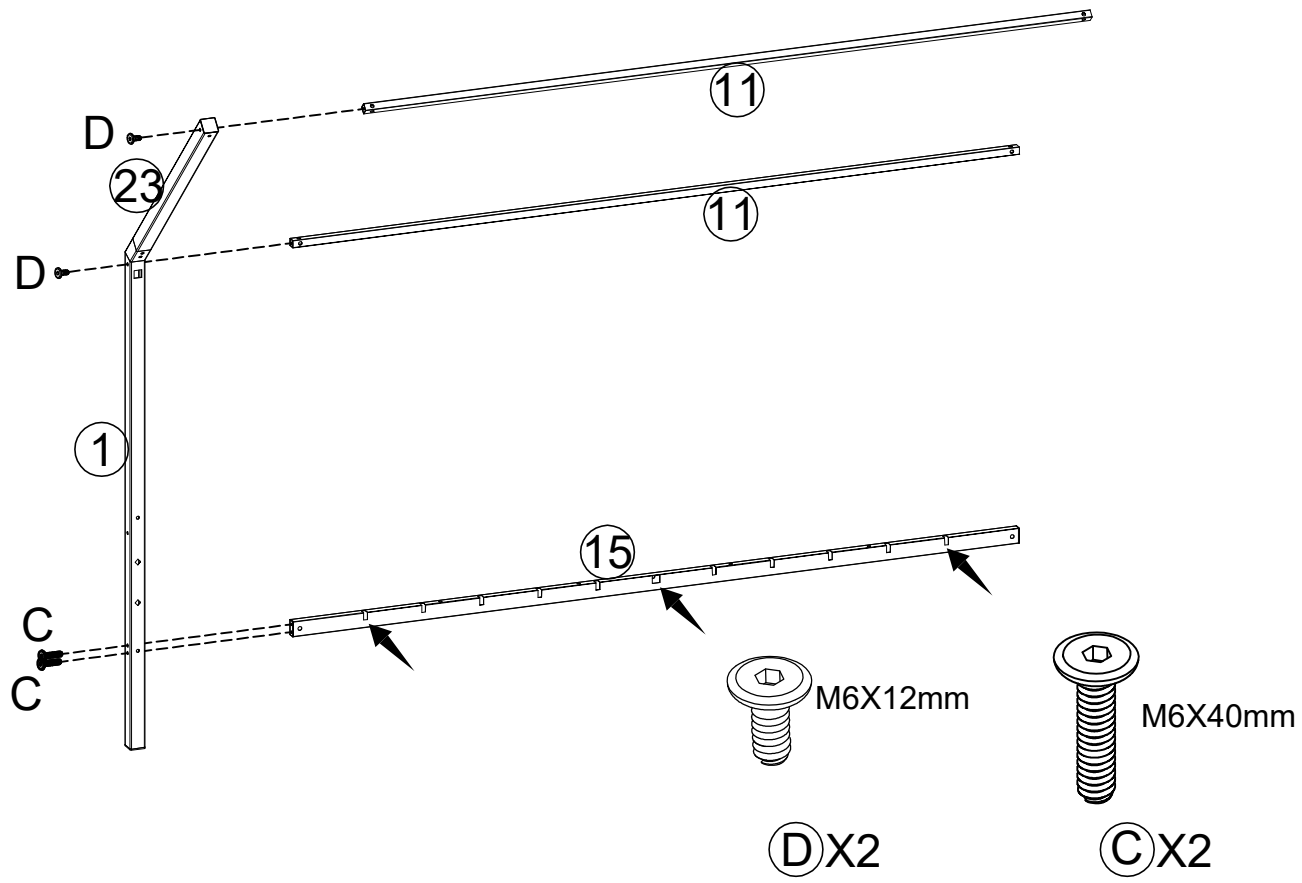
11
D
23
11
D
1
15
C
C
M6X12mm
M6X40mm
DX2
CX2

8

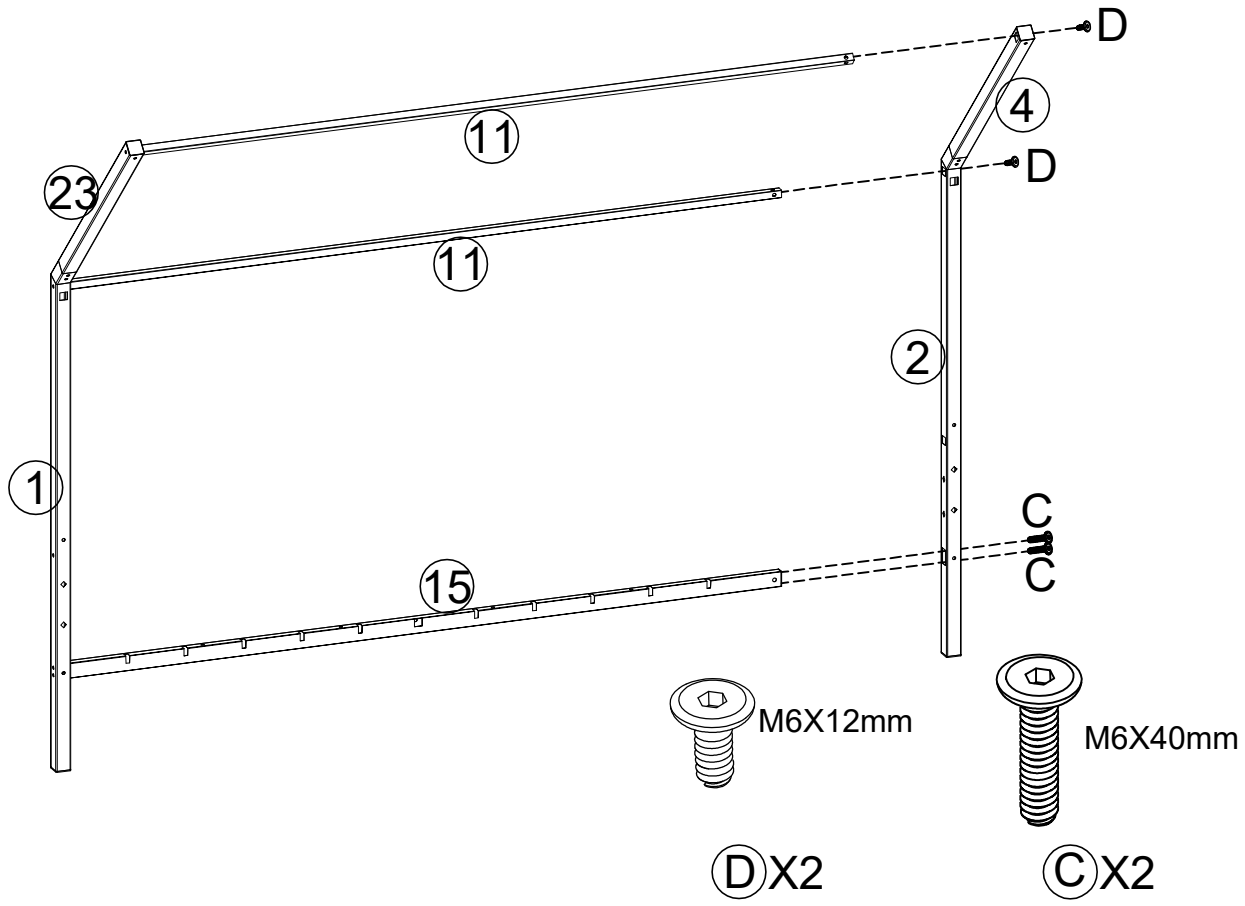
D
4
11
D
23
11
2
1
C
C
15
M6X12mm
M6X40mm
DX2
CX2

9

X2

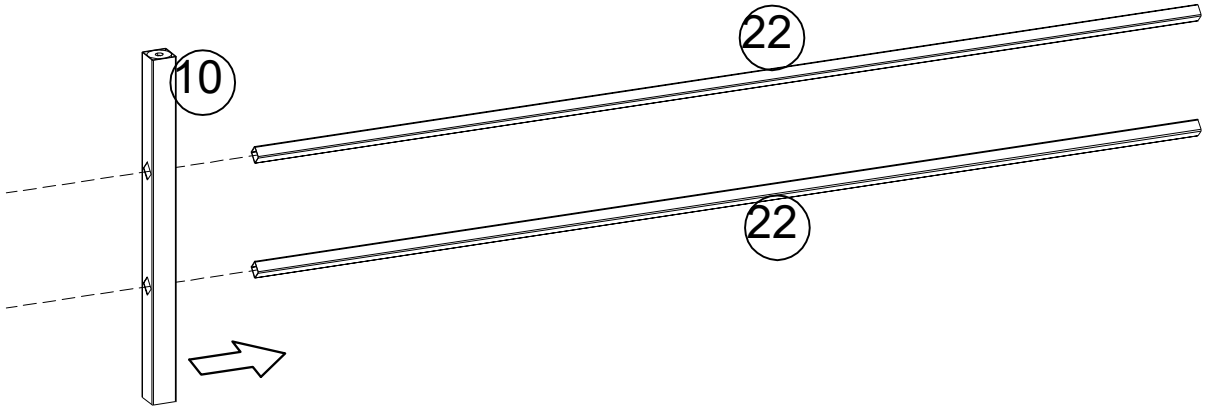

10

X2

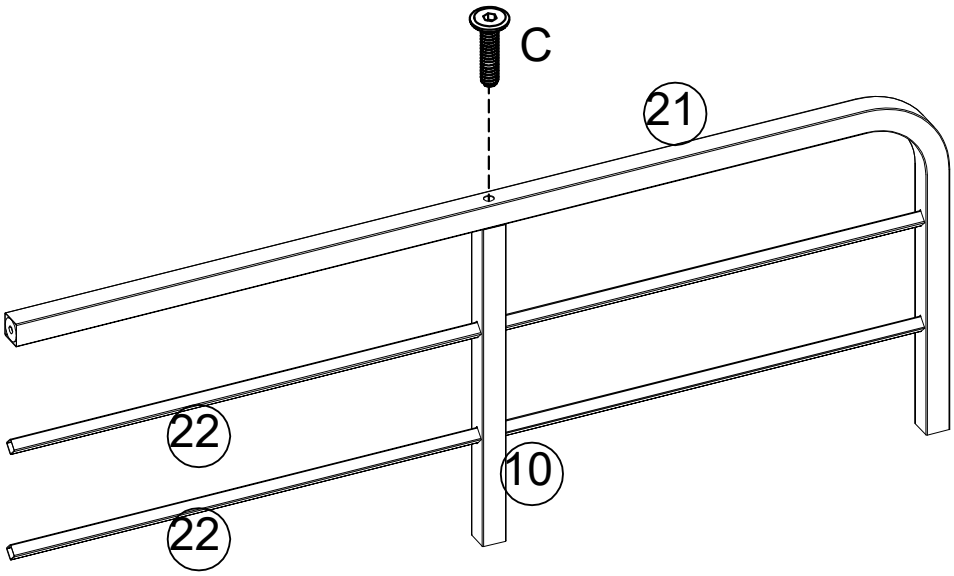

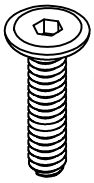

M6X40mm

C X2

11

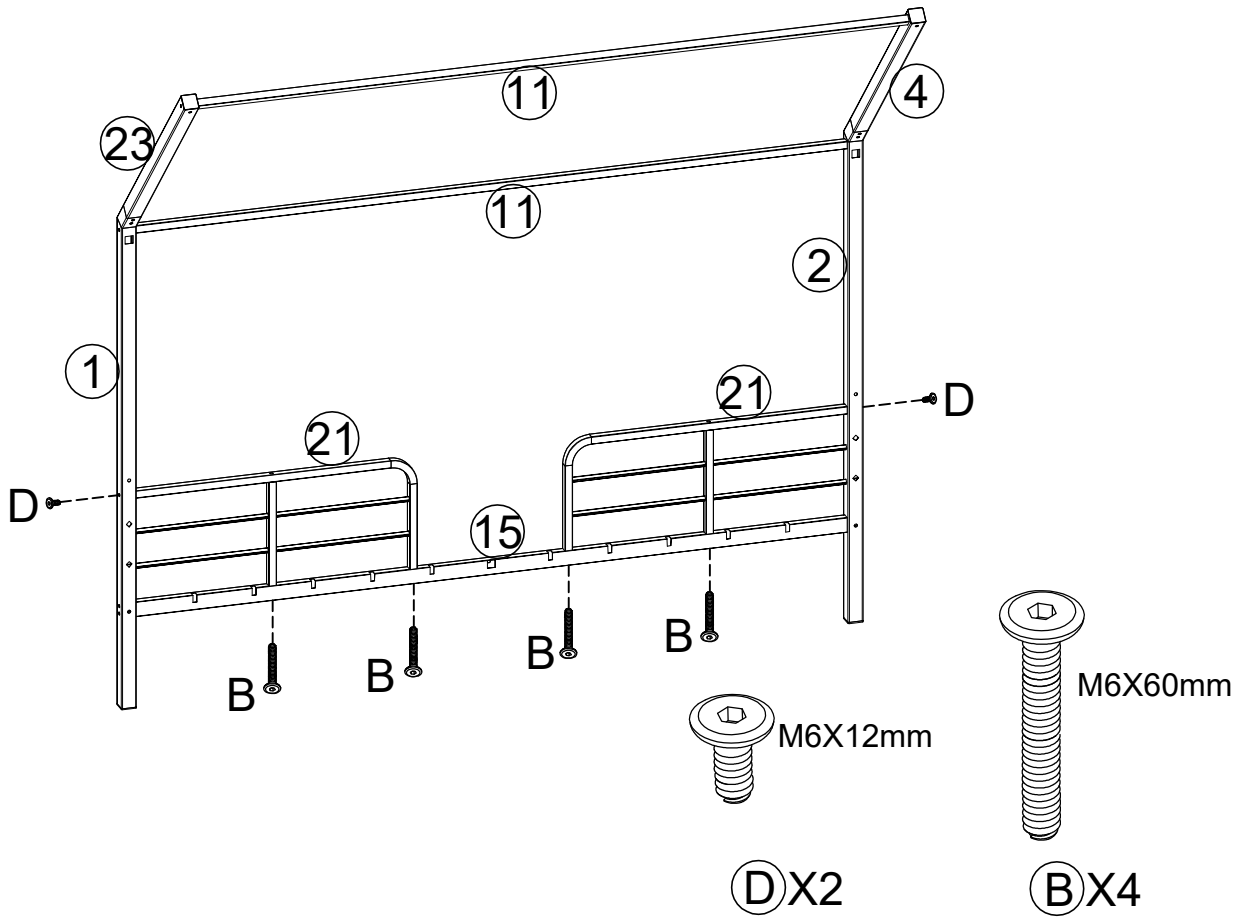

12

X2

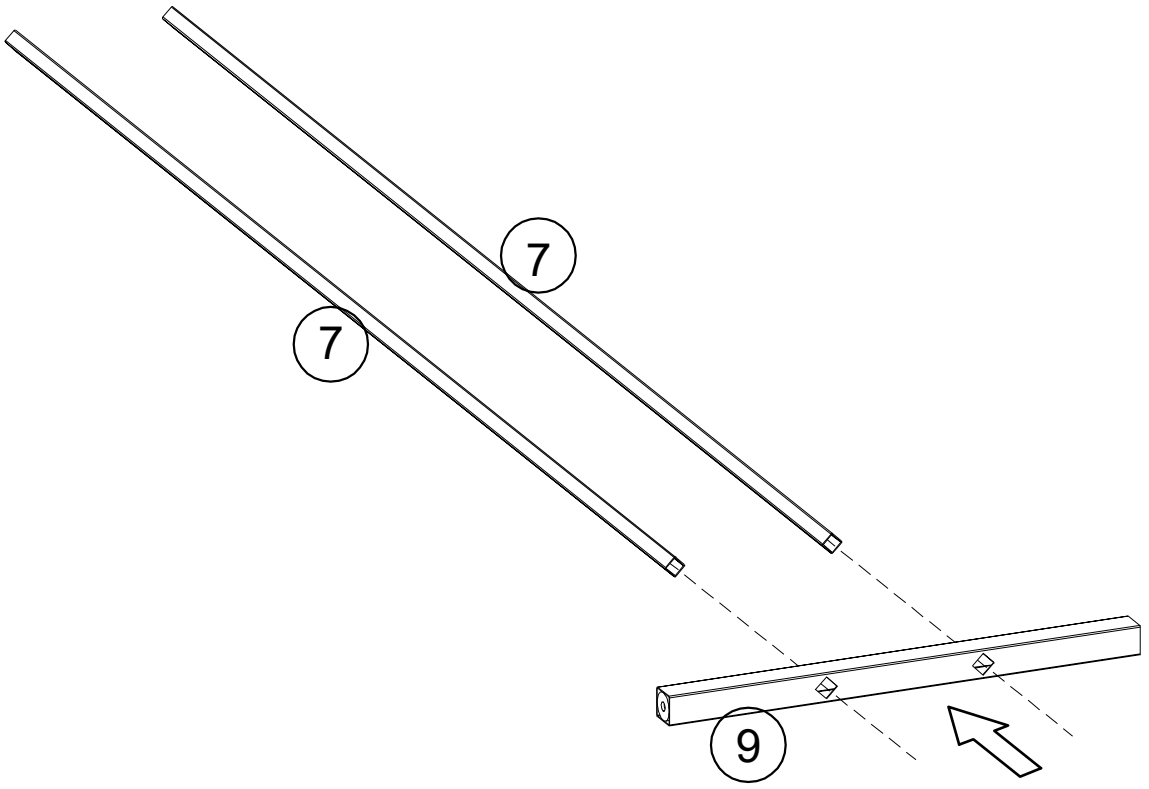

13

X2

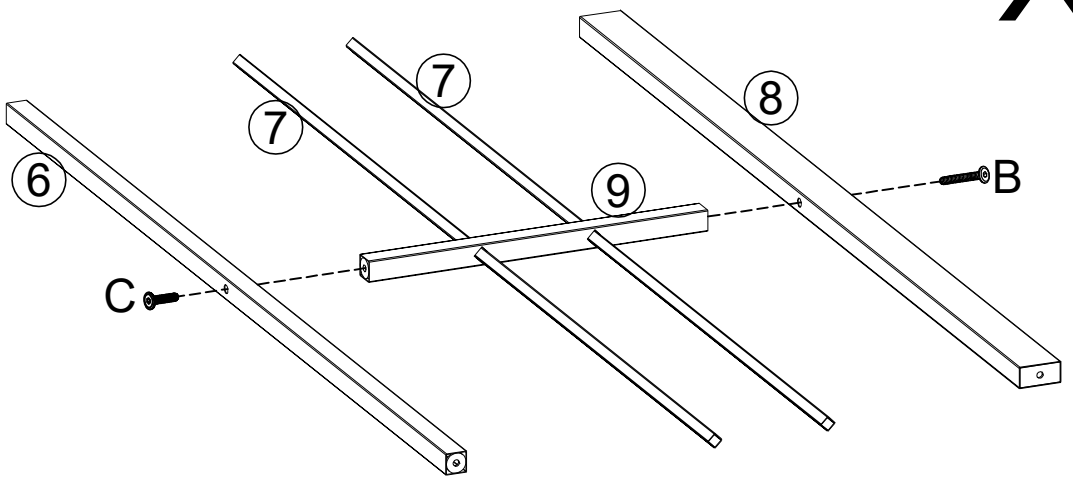

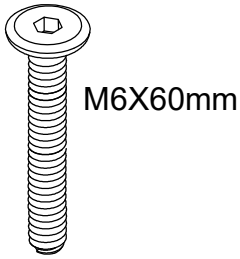

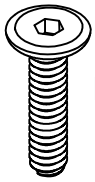

B X2 C X2

14

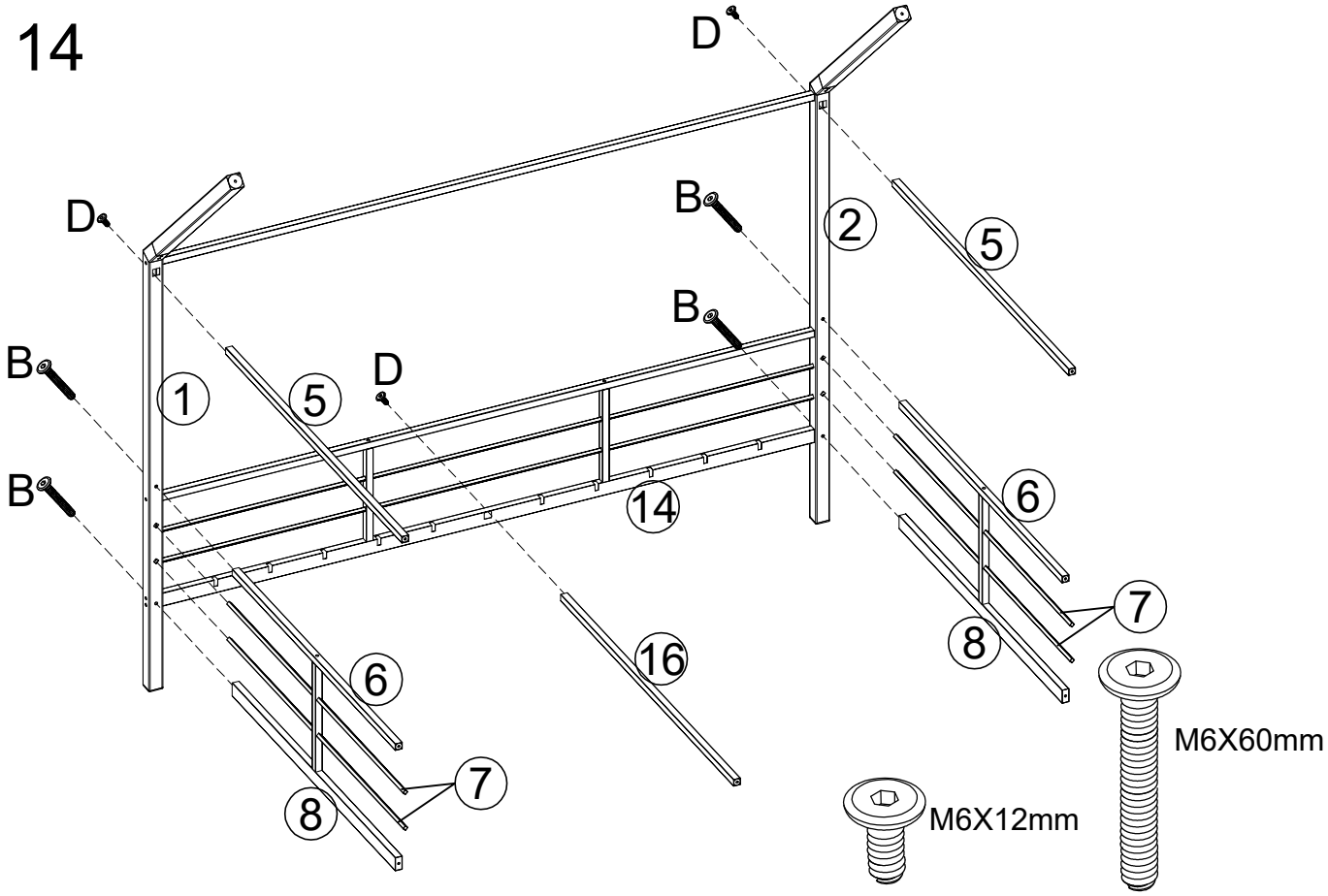

D X3 B X4

15

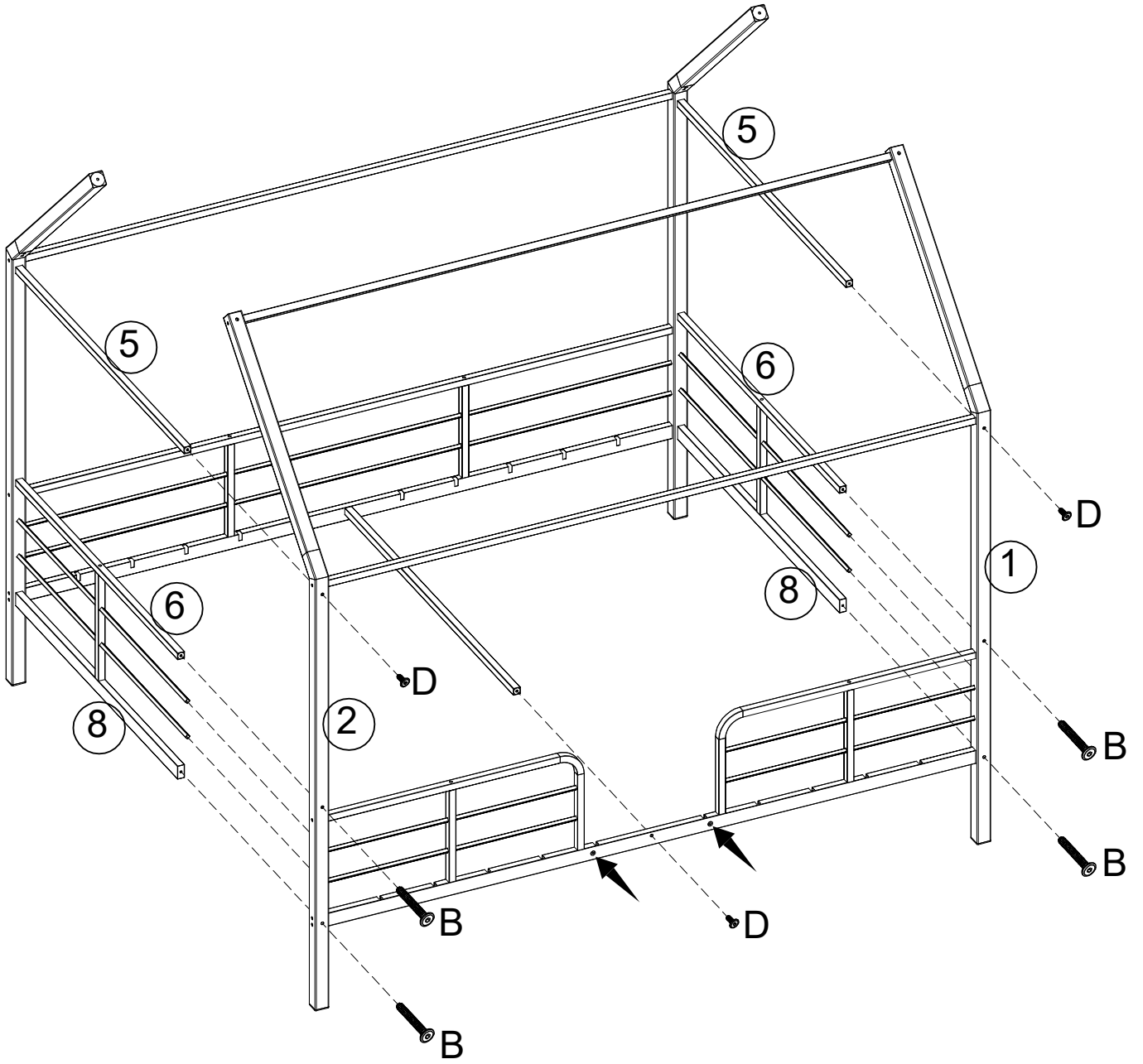

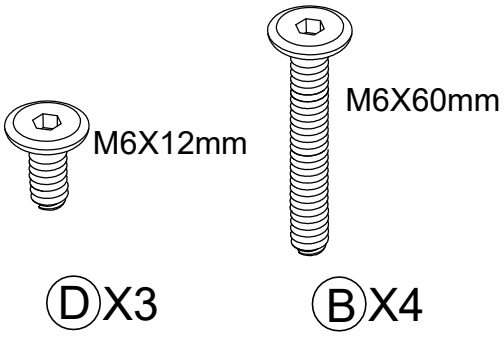

16

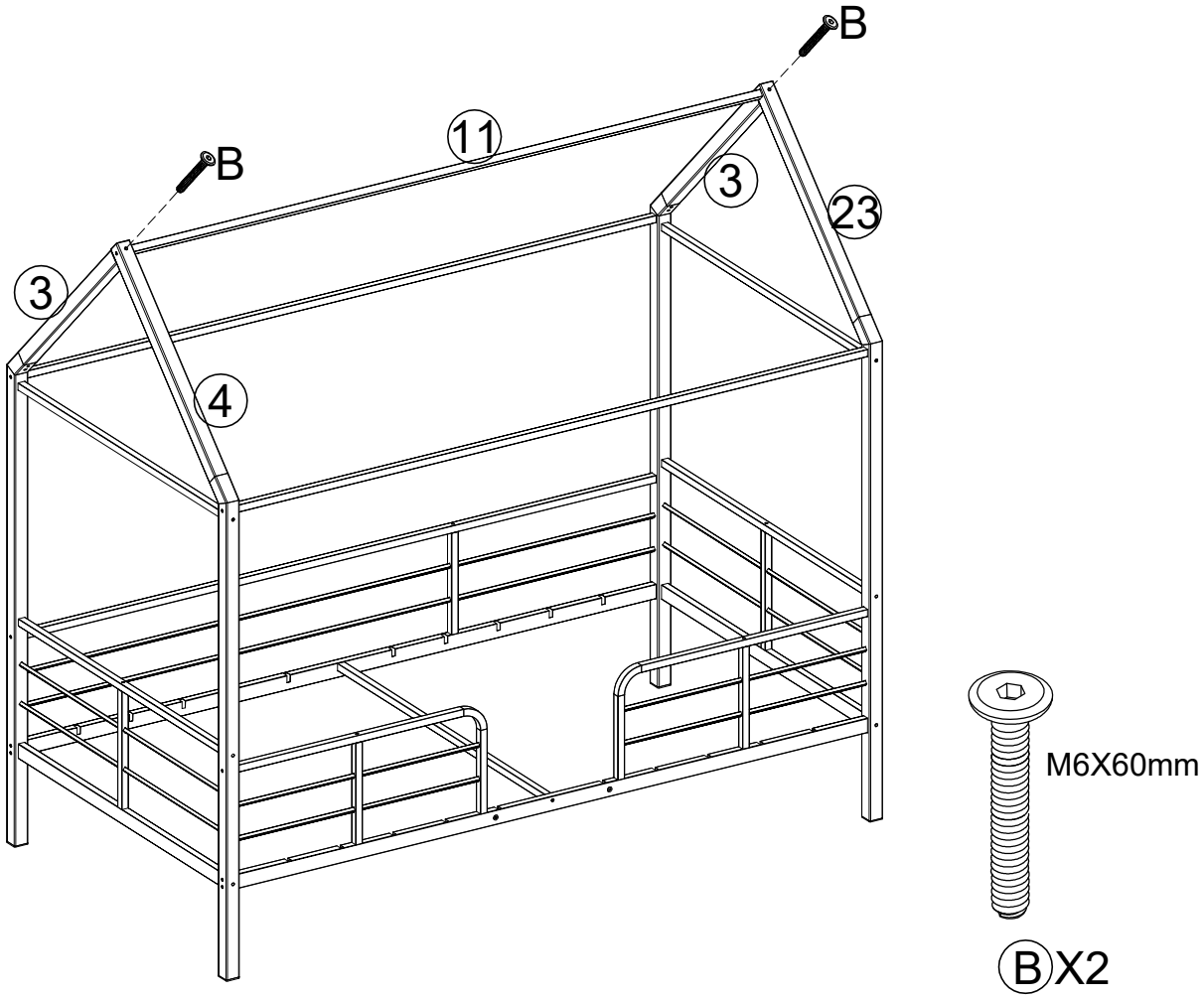

17

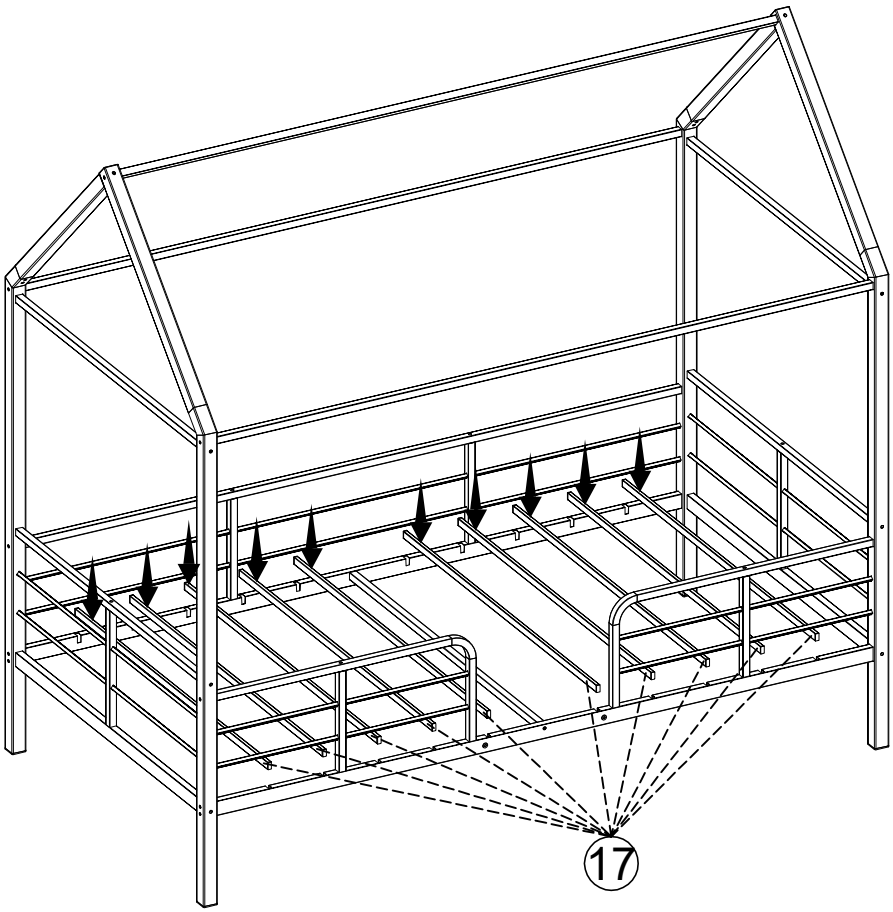

18

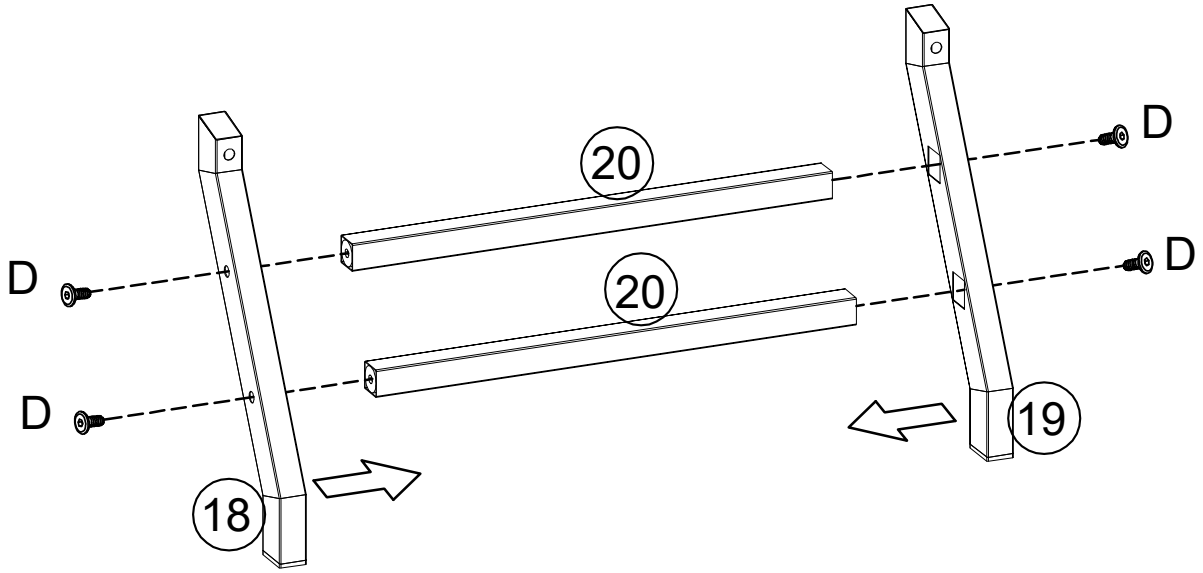

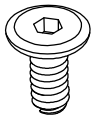

M6X12mm

(D)X4

19

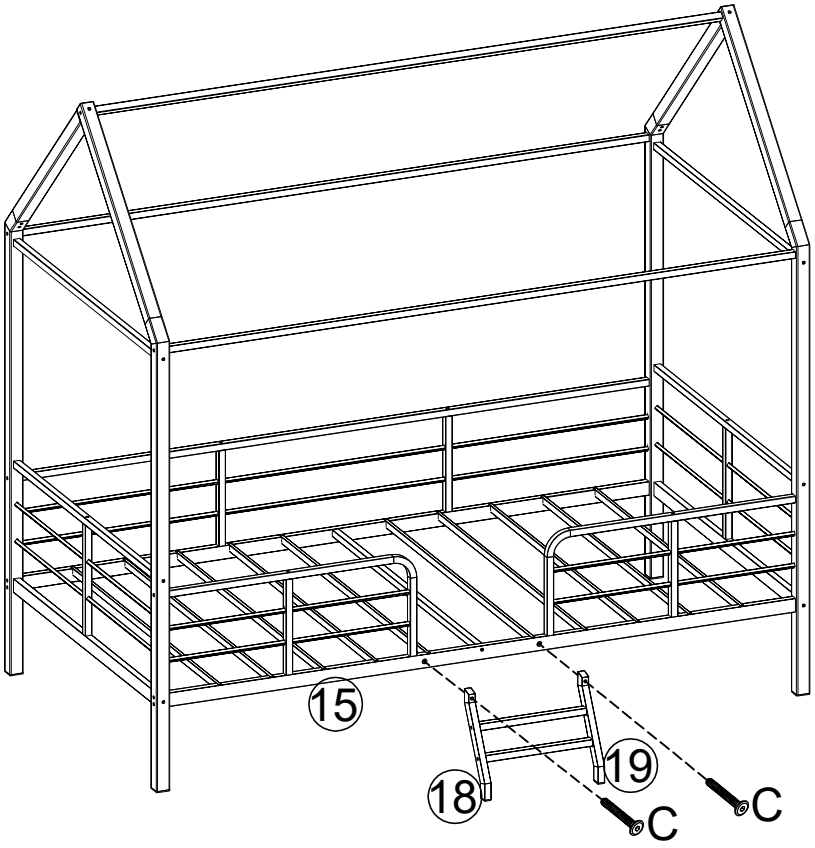

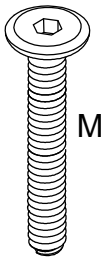

M6X40mm

(C)X2

20

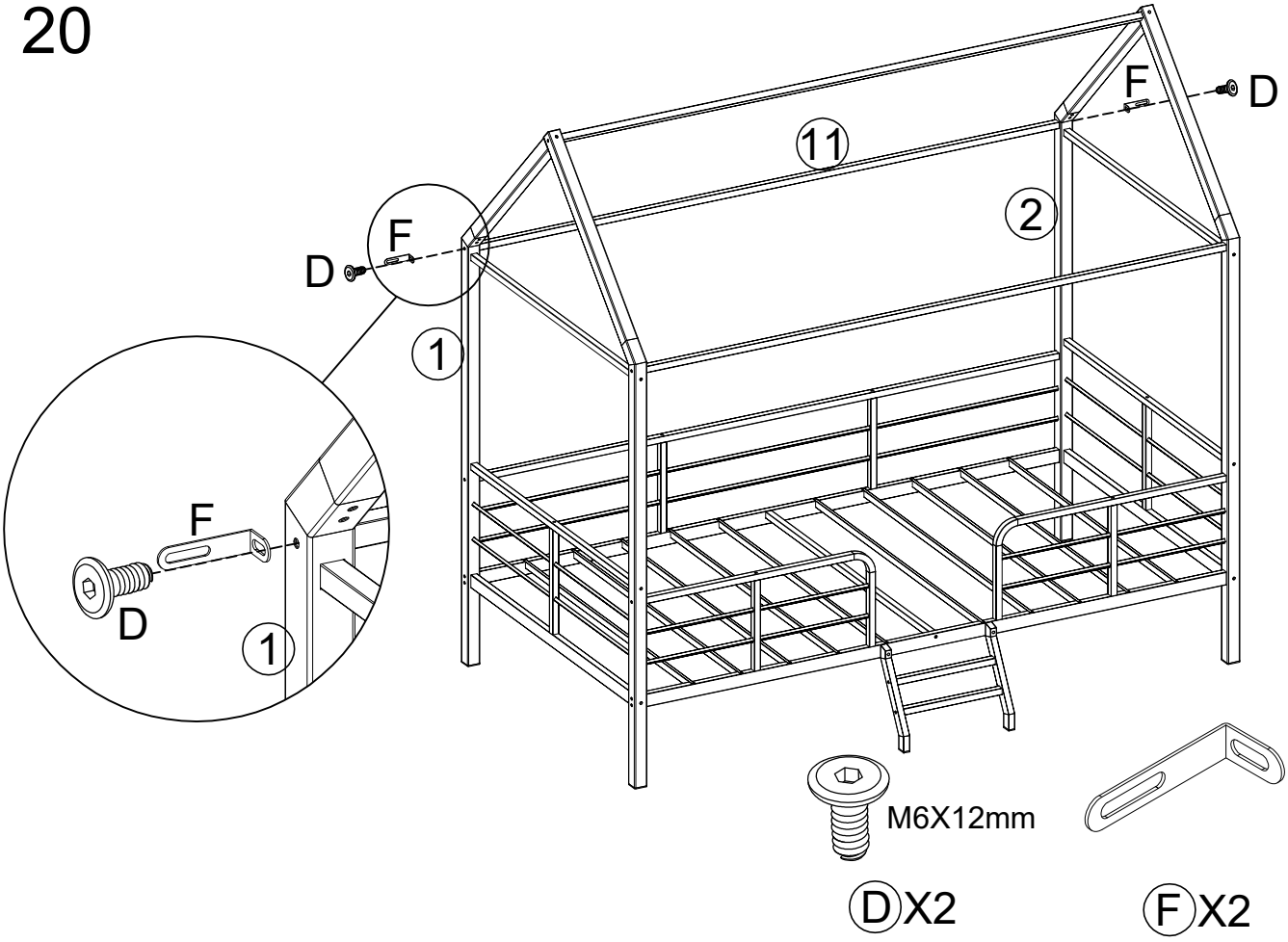

21
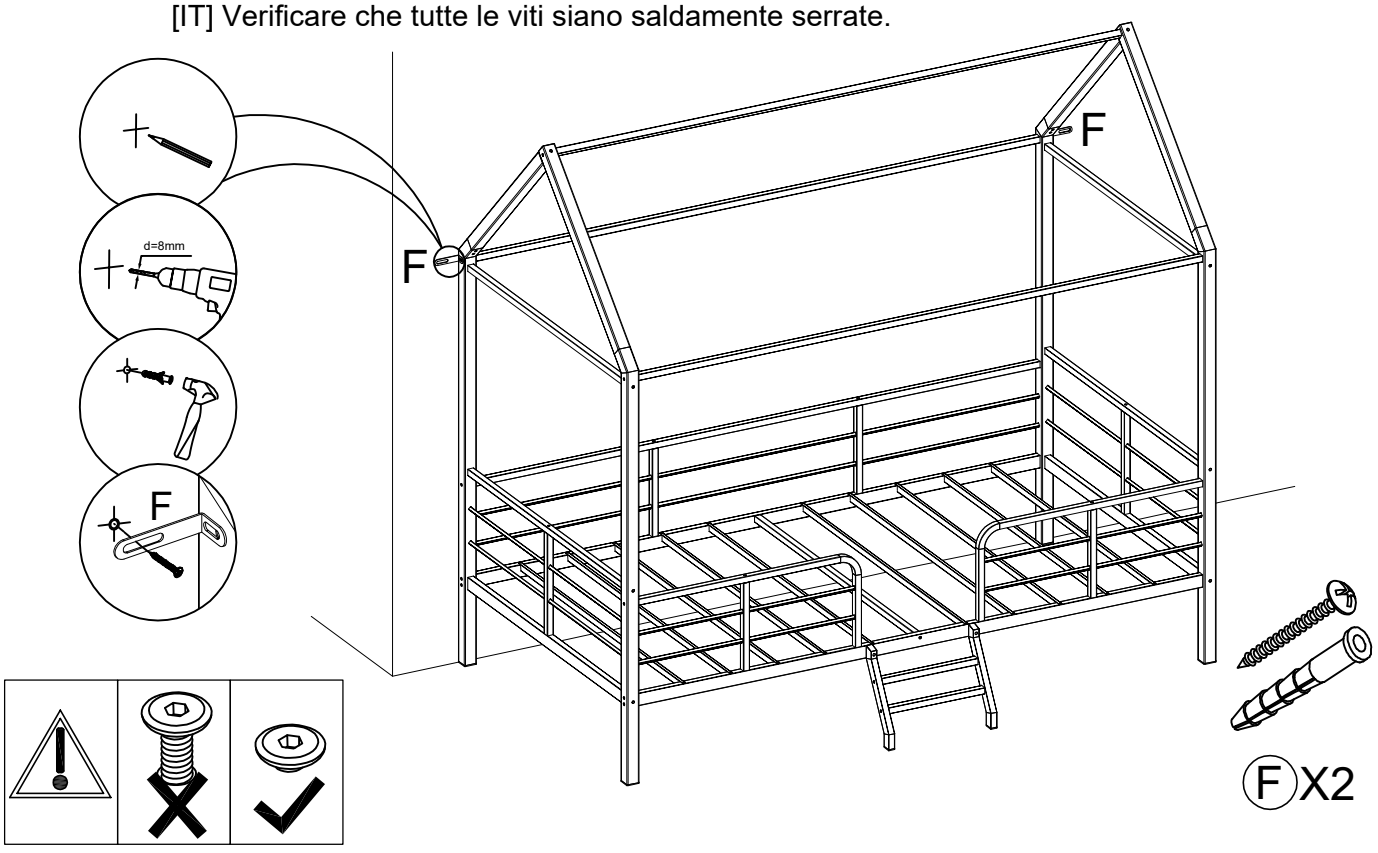
[EN] Check to ensure that all screws are securely tightened.
[FR] Vérifiez que toutes les vis sont bien serrées.
[DE] Überprüfen Sie, ob alle Schrauben fest angezogen sind.
[ES] Compruebe que todos los torn illos estén firmemente apretados.
[IT] Verificare che tutte le viti siano saldamente serrate.